





Welcome to Outdoor by Minoli

Making your outdoors great!

To enhance external areas, we tend to invest in new furniture, parasols, gazebos, barbeques and cooking equipment, patio heaters and even hot tubs, but it's often the hard-standing surface that can make or break the overall effect.

Even with care, cleaning and maintenance, over time stone pavers, wooden decking and textured concrete slabs can become stained, slippery and dull, but there is a new alternative to these more traditional materials.

Today's porcelain tiles and pavers are more durable and colourfast, stain and slip resistant than ever. Porcelain is an extremely dense material and, with near zero porosity, the surface is almost impenetrable to water and dirt, and extremely resilient to frost damage and strong sunlight.

What's more, new manufacturing processes allow for 20mm+ thicknesses to be produced, resulting in tiles with a much greater load bearing that are ideal for external use.

Connected living - inside and out

Working closely with the leading production plants in Italy, we source and supply an extensive collection of outdoor porcelain tiles comprising a diverse range of different natural finishes and contemporary styles.

Specifically designed and produced for outdoor application, extra thick 20mm+ porcelain tiles are the on-trend alternative to traditional patio paving slabs. Durable, colour fast, frost proof and slip resistant, many are available with complementary indoor versions to match.

Emulate the beauty of your interior design and extend your living spaces outside with a contemporary and continental lifestyle look.

Within this brochure we highlight a collection of stock ranges including those in stone, concrete and wood effect and you can see more of our extensive outdoor product portfolio on our website at www.minoli.co.uk

Premium, Italian, porcelain paving



Boost Balance Pearl Outdoor
120/120 - 20 mm

Why choose exterior use porcelain?

Exterior use porcelain tiles and slabs are becoming the sought-after alternative to traditional paving materials for outdoor areas. The technological and aesthetic qualities of porcelain bring many benefits over stone, concrete, blockwork, asphalt, wood and composite decking.

Diversity of Design

Exterior use porcelain tiles are available in a wider range of colours, finishes and formats including concrete, stone and wood effects, and in new eye-catching, extra-large size slabs.

Connecting Indoor and Outdoor Spaces

Many outdoor ranges are available with coordinating indoor versions to match for a seamless transition from inside to out, through patio doors and picture windows.

Strong and Durable

Using the latest manufacturing techniques, 20mm+ porcelain pavers are twice the thickness of standard tiles and so high load bearing, impact and scratch resistant, and will not warp like wood.

Flexible Installation

There are multiple installation methods for outdoor porcelain including fixing using adhesive, laid to grass or earth or on pedestal systems, which allow easy access and inspection of cabling, pipework and drainage.

Anti-Slip Surfaces

With R11+ ratings suitable for a range of external areas including patios, steps, terraces and swimming pool surrounds, outdoor porcelain tiles come with textured, higher-grip surfaces.

Temperature Proof

Low porosity and vitrification make porcelain highly resistant to frost and extreme summer heat, and so able to withstand what is termed as 'thermal shock'.

Easy to Clean

Impervious to dirt, oils and chemicals, outdoor porcelain requires only low maintenance using household products and a stiff brush, or occasional treatment with a tile cleaning solution.

Algae and Moss Resistant

The near-impermeable surface does not attract moss or algae in damp conditions, which can cause surfaces to become slippery. Unlike natural wood, porcelain will not suffer from mould or rot.

Colourfast

Porcelain tiles are entirely resistant to fading even when exposed to bright sunshine. Most of our exterior ranges are through-body coloured which minimises the visibility of edges and minor chips.

Uniform Construction

Minoli outdoor porcelain tiles have rectified edges which means they have been cut to exact dimensions during production. This allows for thin grout lines and perfect surface alignment.

Zero Toxicity and VOCs

Porcelain tiles are hygienic and healthy because they do not contain toxic organic substances such as volatile organic compounds (VOCs), formaldehyde, PVC, or other petroleum derivatives.

Can Be Cut and Profiled

The nature of the porcelain material means extreme precision can be achieved when tiles are cut, edges are bevelled and when intricate specialist pieces are required for drainage, steps and poolside.

Multiple Applications

Exterior porcelain tiles can be used in so many different settings including patios, driveways, pool surrounds, pathways, outdoor rooms and kitchens, roof terraces, balconies, and steps.

Why choose Minoli Outdoor?

Partnering for success

Working with the pre-eminent Italian production plants, we have arguably the most comprehensive and cutting-edge collections of exterior use porcelain paving in the UK, many with coordinating interior tiles to match.

We have ranges with exterior products to suit all applications and budgets, from our great value Core Collections to exclusive, luxurious Contemporary lines, with anti-slip surfaces and 20mm+ thickness.

Top-flight housebuilders and developers, landscapers and garden designers choose Minoli as their supplier. Our clients include The Blenheim Estate, Rectory Homes, Pye Homes and Berkeley Group.

From our Oxfordshire headquarters and London showrooms, we serve professional clients and residential homeowners across the South, Southeast, Home Counties and Midlands.


A service second to none

Minoli are a leading, award-winning importer, distributor and retailer of high-quality Italian porcelain tiles, with over 60 years' experience and expertise.

We continually invest in the capabilities that matter to our customers – selecting the right products, stockholding in the UK, our ability to reliably deliver and a concerted focus on customer service.

Our dedicated client teams are experts in their fields – advising professionals to select and specify the right products for their developments and projects, and advising homeowners to choose with confidence.

We're reliable, resilient, resourceful, resolute and reputable. Once you see beyond the surface, you'll find there's more to Minoli than might first meet the eye.



Marvel Meraviglia Calacatta Belini Hammered Outdoor
60/120 - 20 mm



Find your look

Stone Look



Boost Stone White

Page 30



Elysian Mediterranea

Page 24



Elysian Desert Stone

Page 26



Norde Magnesio

Page 20



Aix Blanc

Page 10



Aix Beige

Page 13



Norde Platino

Page 17



Aix Cendre

Page 12



Norway Farge

Page 38



Norway Hav

Page 34



Norway Oken

Page 36



Twenty Crust

Page 46



Twenty Cloud

Page 48



Twenty Darkness

Page 54

Concrete Look




Boost White

Page 70



Flux Bone

Page 80



Glocal Perfect

Page 60




Flux Concrete

Page 78




Glocal Sugar

Page 62




Boost Clay

Page 72



Glocal Ideal

Page 64



Glocal Type

Page 66

Wood Look



Twenty Mist

Page 50



Twenty Thunder

Page 52



Twelvenoon Honey

Page 56

Marble Look



Marvel Fior Di Bosco Hammered

Page 42



AIX

Main Image - Floor Tiles:
Aix Blanc Textured Outdoor | 60/90 - 20 mm



Aix Blanc Textured Outdoor 60/90 - 20 mm

Available from stock





AIX

Main Image - Floor Tiles:
Aix Cendre Textured Outdoor | 60/90 - 20 mm



Aix Cendre Textured Outdoor 60/90 - 20 mm

Available from stock





AIX



Aix Beige Textured Outdoor 60/90 - 20 mm

Available from stock



Blanc



Size	Calibrated Size*	Product Code	Availability
60/90	598 x 898 mm	AIX1028	

Beige



Size	Calibrated Size*	Product Code	Availability
60/90	598 x 898 mm	AIX1029	

Cendre



Size	Calibrated Size*	Product Code	Availability
60/90	598 x 898 mm	AIX1027	

Fumée



Size	Calibrated Size*	Product Code	Availability
60/90	598 x 898 mm	AIX1030	

More info

Range	Aix
Material	Rectified Porcelain
Look	Stone
Finish	Textured
Size(s)*	60/90
Thickness	20 mm
Slip Resistance	R11
Shading	V3 High
Frost Resistant	Yes
Origin	Italy

Packaging

Size*	Pieces per box	Mt ² per box	Boxes per pallet	Kg per box	Mt ² per pallet
60/90	2	1.08	24	48.50	25.95

Packaging information is subject to change without notice, contact us for up-to-date information.

*Size & calibration

The nominal sizes are indicated in **cm** (60/60 for instance) and are provided as a general reference to the size. The actual calibrated sizes are provided in **mm** and are correct at time of print. Please note that this information may change without notice as there may be variation between production batches. Please check at time of enquiry and ordering if this information is integral to your design or to continuity with existing installations.

For more information on co-ordinating inside floor tiles, please visit us online or in store.
www.minoli.co.uk



Usually available from stock
 Please check availability at time of ordering



Non Stock Items
 Non-Stock Items - Approx. 21-28 days



NORDE

Main Image - Floor Tiles:
Norde Platino Textured Outdoor I 60/90 - 20 mm



Norde Platino Textured Outdoor 80/80 - 20 mm

Available from stock



Norde Platino Textured Outdoor 60/90 - 20 mm

Available from stock





NORDE

Main Image - Floor Tiles:
Norde Magnesio I 30/60 - 9 mm



Norde Magnesio Textured Outdoor 80/80 - 20 mm

Available from stock



Norde Magnesio Textured Outdoor 60/90 - 20 mm

Available from stock



NORDE



Magnesio



Size	Calibrated Size*	Product Code	Availability
80/80	798 x 798 mm	NRD1037	
60/120	598 x 1198 mm	NRD1033	
60/90	598 x 898 mm	NRD1029	
60/60	598 x 598 mm	NRD1025	

Oro



Size	Calibrated Size*	Product Code	Availability
80/80	798 x 798 mm	NRD1038	
60/120	598 x 1198 mm	NRD1034	
60/90	598 x 898 mm	NRD1030	
60/60	598 x 598 mm	NRD1026	

Platino



Size	Calibrated Size*	Product Code	Availability
80/80	798 x 798 mm	NRD1039	
60/120	598 x 1198 mm	NRD1035	
60/90	598 x 898 mm	NRD1031	
60/60	598 x 598 mm	NRD1027	

More info

Range	Norde
Material	Rectified Porcelain
Look	Stone
Finish	Textured
Size(s)*	80/80, 60/120, 60/90, 60/60
Thickness	20 mm
Slip Resistance	R11
Shading	V3 High
Frost Resistant	Yes
Origin	Italy

Packaging

Size*	Pieces per box	Mt ² per box	Boxes per pallet	Kg per box	Mt ² per pallet
80/80	1	0.64	42	29.70	26.88
60/120	1	0.72	35	33.35	25.20
60/90	2	1.08	24	48.50	25.95
60/60	2	0.72	40	33.00	21.60

Packaging information is subject to change without notice, contact us for up-to-date information.

*Size & calibration

The nominal sizes are indicated in **cm** (60/60 for instance) and are provided as a general reference to the size. The actual calibrated sizes are provided in **mm** and are correct at time of print. Please note that this information may change without notice as there may be variation between production batches. Please check at time of enquiry and ordering if this information is integral to your design or to continuity with existing installations.

Piombo



Size	Calibrated Size*	Product Code	Availability
80/80	798 x 798 mm	NRD1040	
60/120	598 x 1198 mm	NRD1036	
60/90	598 x 898 mm	NRD1032	
60/60	598 x 598 mm	NRD1028	

Co-ordinating indoor/outdoor options



Matt



Size(s)*	60/120, 60/60, 30/60
Thickness	9 mm
Slip Resistance	R10
Use	Wall & Floor (Indoor only)

Grip



Size(s)*	60/120
Thickness	9 mm
Slip Resistance	R11
Use	Wall & Floor (Indoor & Outdoor)

Roccia (Rock Textured)



Size(s)*	30/60
Thickness	9 mm
Slip Resistance	R12
Use	Wall & Floor (Indoor & Outdoor)



Usually available from stock
Please check availability at time of ordering



Non Stock Items
Non-Stock Items - Approx. 21-28 days



ELYSIAN

Main Image - Internal Floor Tiles:
Elysian Mediterranea Matt | 80/80 - 9 mm

Main Image - External Floor Tiles:
Elysian Mediterranea Textured Outdoor | 80/80 - 20 mm



Elysian Mediterranea Textured Outdoor 80/80 - 20 mm

Available from stock



Elysian Mediterranea Textured Outdoor 60/120 - 20 mm

Available from stock





ELYSIAN

Main Image - Floor Tiles:
Elysian Desert Stone Textured Outdoor | 80/80 - 20 mm



Elysian Desert Stone Textured Outdoor 80/80 - 20 mm

Available from stock



Elysian Desert Stone Textured Outdoor 60/120 - 20 mm

Available from stock



ELYSIAN



Mediterranea

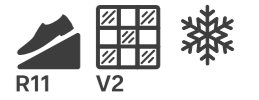


Size	Calibrated Size*	Product Code	Availability
80/80	798 x 798 mm	ELN1003	
60/120	598 x 1198 mm	ELN1005	
60/60	598 x 598 mm	ELN1026	

Desert Stone



Size	Calibrated Size*	Product Code	Availability
80/80	798 x 798 mm	ELN1004	
60/120	598 x 1198 mm	ELN1006	
60/60	598 x 598 mm	ELN1027	



More info

Range	Elysian
Material	Rectified Porcelain
Look	Stone
Finish	Textured
Size(s)*	80/80, 60/120, 60/60
Thickness	20 mm
Slip Resistance	R11
Shading	V2 Moderate
Frost Resistant	Yes
Origin	Italy

Packaging

Size*	Pieces per box	Mt ² per box	Boxes per pallet	Kg per box	Mt ² per pallet
80/80	1	0.64	42	29.70	28.50
60/120	1	0.72	35	33.35	32.00
60/60	2	0.72	30	31.14	21.60

Packaging information is subject to change without notice, contact us for up-to-date information.

*Size & calibration

The nominal sizes are indicated in **cm** (60/60 for instance) and are provided as a general reference to the size. The actual calibrated sizes are provided in **mm** and are correct at time of print. Please note that this information may change without notice as there may be variation between production batches. Please check at time of enquiry and ordering if this information is integral to your design or to continuity with existing installations.

Co-ordinating indoor/outdoor options



Matt



Size(s)*	30/60, 60/60, 60/120
Thickness	9 mm
Slip Resistance	R10
Use	Wall & Floor (Indoor only)

Strutturato



Size(s)*	60/120, 120/120
Thickness	9 mm
Slip Resistance	R11
Use	Wall & Floor (Indoor only)



Usually available from stock
Please check availability at time of ordering



Non Stock Items
Non-Stock Items - Approx. 21-28 days



BOOST STONE

Main Image - Floor Tiles:
Boost Stone White Textured Outdoor | 120/120 - 20 mm



Boost Stone White Textured Outdoor 60/60 + 120/120 - 20 mm

Available from stock

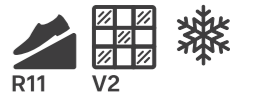


Boost Stone White Textured Outdoor 60/120 - 20 mm

Available from stock



BOOST STONE



White



Size	Calibrated Size*	Product Code	Availability
120/120	1198 x 1198 mm	BST1328	
60/120	598 x 1198 mm	BST1334	
60/60	598 x 598 mm	BST1340	

Cream



Size	Calibrated Size*	Product Code	Availability
120/120	1198 x 1198 mm	BST1327	
60/120	598 x 1198 mm	BST1333	
60/60	598 x 598 mm	BST1339	

Clay



Size	Calibrated Size*	Product Code	Availability
120/120	1198 x 1198 mm	BST1325	
60/120	598 x 1198 mm	BST1331	
60/60	598 x 598 mm	BST1337	

More info

Range	Boost Stone
Material	Rectified Porcelain
Look	Stone
Finish	Textured
Size(s)*	120/120, 60/120, 60/60
Thickness	20mm
Slip Resistance	R11
Shading	V2 Moderate
Frost Resistant	Yes
Origin	Italy

Packaging

Size*	Pieces per box	Mt ² per box	Boxes per pallet	Kg per box	Mt ² per pallet
120/120	1	1.44	20	67.66	28.80
60/120	1	0.72	35	33.35	25.20
60/60	2	0.72	30	33.00	21.60

Packaging information is subject to change without notice, contact us for up-to-date information.

*Size & calibration

The nominal sizes are indicated in **cm** (60/60 for instance) and are provided as a general reference to the size. The actual calibrated sizes are provided in **mm** and are correct at time of print. Please note that this information may change without notice as there may be variation between production batches. Please check at time of enquiry and ordering if this information is integral to your design or to continuity with existing installations.

Grey



Size	Calibrated Size*	Product Code	Availability
120/120	1198 x 1198 mm	BST1329	
60/120	598 x 1198 mm	BST1335	
60/60	598 x 598 mm	BST1341	

Smoke



Size	Calibrated Size*	Product Code	Availability
120/120	1198 x 1198 mm	BST1324	
60/120	598 x 1198 mm	BST1330	
60/60	598 x 598 mm	BST1336	

Tarmac



Size	Calibrated Size*	Product Code	Availability
120/120	1198 x 1198 mm	BST1326	
60/120	598 x 1198 mm	BST1332	
60/60	598 x 598 mm	BST1338	

Co-ordinating indoor/outdoor options



Matt



Size(s)*	120/278, 120/120, 60/120, 60/60, 30/60
Thickness	9 mm
Slip Resistance	R10
Use	Wall & Floor (Indoor only)

Please Note: Not all sizes available in each colour combination.

Grip



Size(s)*	60/120
Thickness	9 mm
Slip Resistance	R11
Use	Wall & Floor (Indoor & Outdoor)

Please Note: Not all sizes available in each colour combination.



Usually available from stock
Please check availability at time of ordering




Non Stock Items
Non-Stock Items - Approx. 21-28 days



NORWAY

Main Image - Floor Tiles:
Norway Hav Textured Outdoor | 60/60 - 20 mm



Norway Hav Textured Outdoor 60/60 + 80/80 - 20 mm

Available from stock





NORWAY

Main Image - Floor Tiles:
Norway Oken Textured Outdoor | 60/60 - 20 mm



Norway Oken Textured Outdoor 60/60 + 80/80 - 20 mm


Available from stock





NORWAY

Main Image - Floor Tiles:
Norway Farge Textured Outdoor | 60/60 - 20 mm

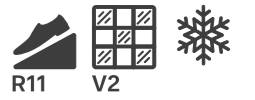


Norway Farge Textured Outdoor 60/60 - 20 mm


Available from stock



NORWAY



Farge



Size	Calibrated Size*	Product Code	Availability
80/80	798 x 798 mm	NWY1103	
60/60	598 x 598 mm	VC03722	

Oken



Size	Calibrated Size*	Product Code	Availability
80/80	798 x 798 mm	NWY1099	
60/60	598 x 598 mm	NWY1106	

Hav



Size	Calibrated Size*	Product Code	Availability
80/80	798 x 798 mm	NWY1104	
60/60	598 x 598 mm	NWY1100	

More info

Range	Norway
Material	Rectified Porcelain
Look	Stone
Finish	Textured
Size(s)*	120/120, 80/80, 60/60
Thickness	20 mm
Slip Resistance	R11
Shading	V2 Moderate
Frost Resistant	Yes
Origin	Italy

Packaging

Size*	Pieces per box	Mt ² per box	Boxes per pallet	Kg per box	Mt ² per pallet
120/120	1	1.44	20	65.30	28.80
80/80	1	0.64	42	28.50	26.88
60/60	2	0.72	30	31.14	21.60

Packaging information is subject to change without notice, contact us for up-to-date information.

*Size & calibration

The nominal sizes are indicated in **cm** (60/60 for instance) and are provided as a general reference to the size. The actual calibrated sizes are provided in **mm** and are correct at time of print. Please note that this information may change without notice as there may be variation between production batches. Please check at time of enquiry and ordering if this information is integral to your design or to continuity with existing installations.

Vit



Size	Calibrated Size*	Product Code	Availability
80/80	798 x 798 mm	NWY1102	
60/60	598 x 598 mm	NWY1061	

Gra



Size	Calibrated Size*	Product Code	Availability
120/120	1198 x 1198 mm	NWY1092	
80/80	798 x 798 mm	NWY1101	
60/60	598 x 598 mm	NWY1062	

Svart



Size	Calibrated Size*	Product Code	Availability
80/80	798 x 798 mm	NWY1105	
60/60	598 x 598 mm	NWY1063	

Co-ordinating indoor/outdoor options



Matt



Size(s)*	160/320, 160/160, 120/278, 120/120, 60/120, 60/60, 30/60
Thickness	9 mm
Slip Resistance	R10
Use	Wall & Floor (Indoor only)

Please Note: Not all sizes available in each colour combination.

Strutturato



Size(s)*	60/60, 80/80
Thickness	9 mm
Slip Resistance	R11
Use	Wall & Floor (Indoor & Outdoor)

Please Note: Not all sizes available in each colour combination.



Usually available from stock
Please check availability at time of ordering



Non Stock Items
Non-Stock Items - Approx. 21-28 days



MARVEL



Marvel Fior di Bosco Hammered Outdoor 60/120 - 20 mm

Available from stock



MARVEL



Calacatta Apuano



Size	Calibrated Size*	Product Code	Availability
60/120	598 x 1198 mm	MVX1080	

Meraviglia Calacatta



Size	Calibrated Size*	Product Code	Availability
60/120	598 x 1198 mm	MVM1084	

Calacatta Bernini



Size	Calibrated Size*	Product Code	Availability
60/120	598 x 1198 mm	MVM1085	

More info

Range	Marvel
Material	Rectified Porcelain
Look	Marble
Finish	Textured
Size(s)*	60/120
Thickness	20 mm
Slip Resistance	R11
Shading	V2 Moderate
Frost Resistant	Yes
Origin	Italy

Packaging

Size*	Pieces per box	Mt ² per box	Boxes per pallet	Kg per box	Mt ² per pallet
60/120	1	0.72	20	33.35	25.20

Packaging information is subject to change without notice, contact us for up-to-date information.

*Size & calibration

The nominal sizes are indicated in **cm** (60/60 for instance) and are provided as a general reference to the size. The actual calibrated sizes are provided in **mm** and are correct at time of print. Please note that this information may change without notice as there may be variation between production batches. Please check at time of enquiry and ordering if this information is integral to your design or to continuity with existing installations.

Fior Di Bosco



Size	Calibrated Size*	Product Code	Availability
60/120	598 x 1198 mm	MVX1081	

Grigio Elegante



Size	Calibrated Size*	Product Code	Availability
60/120	598 x 1198 mm	MVM1083	

Co-ordinating indoor/outdoor options



Matt



Size(s)*	60/120, 60/60, 30/60
Thickness	9 mm
Slip Resistance	R10
Use	Wall & Floor (Indoor only)

Please Note: Not all sizes available in each colour combination.

Lappato/ Polished options also available

Hammered



Size(s)*	60/120
Thickness	9 mm
Slip Resistance	R11
Use	Wall & Floor (Indoor & Outdoor)

Please Note: Not all sizes available in each colour combination.



Usually available from stock
Please check availability at time of ordering



Non Stock Items
Non-Stock Items - Approx. 21-28 days



TWENTY

Main Image - Floor Tiles:
Twenty Crust Textured Outdoor I 60/60 - 20 mm



Twenty Crust Textured Outdoor 60/60 - 20 mm

Available from stock





TWENTY

Main Image - Floor Tiles:
Twenty Cloud Textured Outdoor | 60/60 - 20 mm



Twenty Cloud Textured Outdoor 60/60 - 20 mm

Available from stock





TWENTY

Main Image - Floor Tiles:
Twenty Mist Textured Outdoor | 60/60 - 20 mm



Twenty Mist Textured Outdoor 60/60 - 20 mm

Available from stock





TWENTY

Main Image - Floor Tiles:
Twenty Thunder Textured Outdoor I 60/60 - 20 mm



Twenty Thunder Textured Outdoor 60/60 - 20 mm

Available from stock



TWENTY



Crust



Size	Calibrated Size*	Product Code	Availability
60/60	598 x 598 mm	TWT1001	

Cloud



Size	Calibrated Size*	Product Code	Availability
60/60	598 x 598 mm	TWT1002	

Darkness



Size	Calibrated Size*	Product Code	Availability
60/60	598 x 598 mm	TWT1003	

Mist



Size	Calibrated Size*	Product Code	Availability
60/60	598 x 598 mm	TWT1004	

Thunder



Size	Calibrated Size*	Product Code	Availability
60/60	598 x 598 mm	TWT1005	

More info

Range	Twenty
Material	Rectified Porcelain
Look	Stone & Wood
Finish	Textured
Size(s)*	60/60
Thickness	20 mm
Slip Resistance	R11
Shading	V2 Moderate
Frost Resistant	Yes
Origin	Italy

Packaging

Size*	Pieces per box	Mt ² per box	Boxes per pallet	Kg per box	Mt ² per pallet
60/60	2	0.72	30	3114	21.60

Packaging information is subject to change without notice, contact us for up-to-date information.

*Size & calibration

The nominal sizes are indicated in **cm** (60/60 for instance) and are provided as a general reference to the size. The actual calibrated sizes are provided in **mm** and are correct at time of print. Please note that this information may change without notice as there may be variation between production batches. Please check at time of enquiry and ordering if this information is integral to your design or to continuity with existing installations.



TWELVENOON

Main Image - Floor Tiles:
Twelvenoon Honey Textured Outdoor | 30/120 - 20 mm



Twelvenoon Honey Textured Outdoor 30/120 - 20 mm

Available from stock



TWELVENOON



Daylight



Size	Calibrated Size*	Product Code	Availability
30/120	298 x 1198 mm	TWN1016	

Ember



Size	Calibrated Size*	Product Code	Availability
30/120	298 x 1198 mm	TWN1017	

Honey



Size	Calibrated Size*	Product Code	Availability
30/120	298 x 1198 mm	TWN1018	

More info

Range	Twelvenoon
Material	Rectified Porcelain
Look	Wood
Finish	Textured
Size(s)*	30/120
Thickness	20 mm
Slip Resistance	R11
Shading	V4 Random
Frost Resistant	Yes
Origin	Italy

Packaging

Size*	Pieces per box	Mt ² per box	Boxes per pallet	Kg per box	Mt ² per pallet
30/120	2	0.72	36	134.00	33.52

Packaging information is subject to change without notice, contact us for up-to-date information.

*Size & calibration

The nominal sizes are indicated in **cm** (60/60 for instance) and are provided as a general reference to the size. The actual calibrated sizes are provided in **mm** and are correct at time of print. Please note that this information may change without notice as there may be variation between production batches. Please check at time of enquiry and ordering if this information is integral to your design or to continuity with existing installations.

Co-ordinating indoor/outdoor options



Matt



Size(s)*	20/120
Thickness	9 mm
Slip Resistance	R10
Use	Wall & Floor (Indoor only)

Grip



Size(s)*	20/120
Thickness	9 mm
Slip Resistance	R11
Use	Wall & Floor (Indoor & Outdoor)



Usually available from stock
Please check availability at time of ordering



Non Stock Items
Non-Stock Items - Approx. 21-28 days



GLOCAL

Main Image - Floor Tiles:
Glocal Perfect Textured Outdoor I 80/80 - 20 mm



Glocal Perfect Textured Outdoor 80/80 - 20 mm

Available from stock





GLOCAL

Main Image - Floor Tiles:
Glocal Sugar Textured Outdoor I 80/80 - 20 mm



Glocal Sugar Textured Outdoor 80/80 - 20 mm

Available from stock





GLOCAL

Main Image - Floor Tiles:
Glocal Ideal Textured Outdoor I 90/90 - 20 mm



Glocal Ideal Textured Outdoor 90/90 - 20 mm

Available from stock





GLOCAL

Main Image - Floor Tiles:
Glocal Type Textured Outdoor | 90/90 - 20 mm

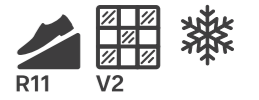


Glocal Type Textured Outdoor 90/90 - 20 mm

Available from stock



GLOCAL



Perfect



Size	Calibrated Size*	Product Code	Availability
80/80	798 x 798 mm	GLC1001	

Ideal



Size	Calibrated Size*	Product Code	Availability
90/90	898 x 898 mm	GLC1003	

Type



Size	Calibrated Size*	Product Code	Availability
90/90	898 x 898 mm	GLC1004	

More info

Range	Glocal
Material	Rectified Porcelain
Look	Concrete
Finish	Textured
Size(s)*	90/90, 80/80
Thickness	20 mm
Slip Resistance	R11
Shading	V2 Moderate
Frost Resistant	Yes
Origin	Italy

Packaging

Size*	Pieces per box	Mt ² per box	Boxes per pallet	Kg per box	Mt ² per pallet
90/90	1	0.81	18	37.60	14.58
80/80	1	0.64	42	28.50	26.88

Packaging information is subject to change without notice, contact us for up-to-date information.

*Size & calibration

The nominal sizes are indicated in **cm** (60/60 for instance) and are provided as a general reference to the size. The actual calibrated sizes are provided in **mm** and are correct at time of print. Please note that this information may change without notice as there may be variation between production batches. Please check at time of enquiry and ordering if this information is integral to your design or to continuity with existing installations.

Sugar



Size	Calibrated Size*	Product Code	Availability
80/80	798 x 798 mm	GLC1002	



Usually available from stock
Please check availability at time of ordering



Non Stock Items
Non-Stock Items - Approx. 21-28 days



BOOST

Main Image - Floor Tiles:
Boost White Textured Outdoor I 90/90 - 20 mm



Boost White Textured Outdoor 60/60 + 90/90 - 20 mm

Available from stock



Boost White Textured Outdoor 60/120 - 20 mm

Available from stock





BOOST

Main Image - Floor Tiles:
Boost Clay Textured Outdoor | 90/90 - 20 mm



Boost Clay Textured Outdoor 60/60 + 90/90 - 20 mm

Available from stock



Boost Clay Textured Outdoor 60/120 - 20 mm

Available from stock



BOOST



White



Grey



Smoke



Size	Calibrated Size*	Product Code	Availability
120/120	1198 x 1198 mm	BST1139	
90/90	898 x 898 mm	BST1135	
60/120	598 x 1198 mm	BST1127	
60/60	598 x 598 mm	BST1119	

Size	Calibrated Size*	Product Code	Availability
120/120	1198 x 1198 mm	BST1140	
90/90	898 x 898 mm	BST1136	
60/120	598 x 1198 mm	BST1128	
60/60	598 x 598 mm	BST1120	

Size	Calibrated Size*	Product Code	Availability
120/120	1198 x 1198 mm	BST1141	
90/90	898 x 898 mm	BST1137	
60/120	598 x 1198 mm	BST1129	
60/60	598 x 598 mm	BST1121	

More info

Range	Boost
Material	Rectified Porcelain
Look	Concrete
Finish	Textured
Size(s)*	120/120, 90/90, 60/120, 60/60
Thickness	20 mm
Slip Resistance	R11
Shading	V3 High
Frost Resistant	Yes
Origin	Italy

Packaging

Size*	Pieces per box	Mt ² per box	Boxes per pallet	Kg per box	Mt ² per pallet
120/120	1	1.44	20	67.66	28.80
90/90	1	1.81	18	37.60	14.58
60/120	1	0.72	35	33.35	25.20
60/60	2	0.72	30	33.00	21.60

Packaging information is subject to change without notice, contact us for up-to-date information.

*Size & calibration

The nominal sizes are indicated in **cm** (60/60 for instance) and are provided as a general reference to the size. The actual calibrated sizes are provided in **mm** and are correct at time of print. Please note that this information may change without notice as there may be variation between production batches. Please check at time of enquiry and ordering if this information is integral to your design or to continuity with existing installations.

Tarmac



Size	Calibrated Size*	Product Code	Availability
120/120	1198 x 1198 mm	BST1142	
90/90	898 x 898 mm	BST1138	
60/120	598 x 1198 mm	BST1130	
60/60	598 x 598 mm	BST1122	

Co-ordinating indoor/outdoor options



Matt



Size(s)*	160/320, 160/160, 120/278, 120/240, 120/120, 60/120, 75/150, 75/75, 60/60, 30/60
Thickness	9 mm
Slip Resistance	R10
Use	Wall & Floor (Indoor only)

Please Note: Not all sizes available in each colour combination.

Grip



Size(s)*	120/120
Thickness	9 mm
Slip Resistance	R11
Use	Wall & Floor (Indoor & Outdoor)

Please Note: Not all sizes available in each colour combination.



Usually available from stock
Please check availability at time of ordering



Non Stock Items
Non-Stock Items - Approx. 21-28 days

BOOST



Cream




Size	Calibrated Size*	Product Code	Availability
120/120	1198 x 1198 mm	BST1143	
90/90	898 x 898 mm	BST1377	
60/120	598 x 1198 mm	BST1131	
60/60	598 x 598 mm	BST1123	

Clay



Size	Calibrated Size*	Product Code	Availability
120/120	1198 x 1198 mm	BST1144	
90/90	898 x 898 mm	BST1375	
60/120	598 x 1198 mm	BST1132	
60/60	598 x 598 mm	BST1124	

Taupe



Size	Calibrated Size*	Product Code	Availability
120/120	1198 x 1198 mm	BST1145	
90/90	898 x 898 mm	BST1376	
60/120	598 x 1198 mm	BST1133	
60/60	598 x 598 mm	BST1125	

Tobacco



Size	Calibrated Size*	Product Code	Availability
120/120	1198 x 1198 mm	BST1146	
90/90	898 x 898 mm	BST1374	
60/120	598 x 1198 mm	BST1134	
60/60	598 x 598 mm	BST1126	



More info

Range	Boost
Material	Rectified Porcelain
Look	Concrete
Finish	Textured
Size(s)*	120/120, 90/90, 60/120, 60/60
Thickness	20 mm
Slip Resistance	R11
Shading	V3 High
Frost Resistant	Yes
Origin	Italy

Packaging

Size*	Pieces per box	Mt ² per box	Boxes per pallet	Kg per box	Mt ² per pallet
120/120	1	1.44	20	67.66	57.60
90/90	1	1.81	18	37.60	14.58
60/120	1	0.72	35	33.35	25.20
60/60	2	0.72	30	33.00	21.60

Packaging information is subject to change without notice, contact us for up-to-date information.

*Size & calibration

The nominal sizes are indicated in **cm** (60/60 for instance) and are provided as a general reference to the size. The actual calibrated sizes are provided in **mm** and are correct at time of print. Please note that this information may change without notice as there may be variation between production batches. Please check at time of enquiry and ordering if this information is integral to your design or to continuity with existing installations.

Co-ordinating indoor/outdoor options



Matt



Size(s)*	160/320, 160/160, 120/278, 120/240, 120/120, 60/120, 75/150, 75/75, 60/60, 30/60
Thickness	9 mm
Slip Resistance	R10
Use	Wall & Floor (Indoor only)

Please Note: Not all sizes available in each colour combination.

Grip



Size(s)*	120/120
Thickness	9 mm
Slip Resistance	R11
Use	Wall & Floor (Indoor & Outdoor)

Please Note: Not all sizes available in each colour combination.



Usually available from stock
Please check availability at time of ordering



Non Stock Items
Non-Stock Items - Approx. 21-28 days



FLUX

Main Image - Floor Tiles:
Flux Concrete Textured Outdoor I 60/60 - 20 mm



Flux Concrete Textured Outdoor 60/60 - 20 mm

Available from stock



FLUX



Bone



Concrete



Size	Calibrated Size*	Product Code	Availability
60/60	598 x 598 mm	VC03706	

Size	Calibrated Size*	Product Code	Availability
60/60	598 x 598 mm	VC03705	



More info

Range	Flux
Material	Rectified Porcelain
Look	Concrete
Finish	Textured
Size(s)*	60/60
Thickness	20 mm
Slip Resistance	R11
Shading	V2 Moderate
Frost Resistant	Yes
Origin	Italy

Packaging

Size*	Pieces per box	Mt ² per box	Boxes per pallet	Kg per box	Mt ² per pallet
60/60	2	0.72	30	33.00	21.60

Packaging information is subject to change without notice, contact us for up-to-date information.

*Size & calibration

The nominal sizes are indicated in **cm** (60/60 for instance) and are provided as a general reference to the size. The actual calibrated sizes are provided in **mm** and are correct at time of print. Please note that this information may change without notice as there may be variation between production batches. Please check at time of enquiry and ordering if this information is integral to your design or to continuity with existing installations.

Co-ordinating indoor/outdoor options



Matt



Size(s)*	60/60, 30/60
Thickness	9 mm
Slip Resistance	R10
Use	Wall & Floor (Indoor only)



Usually available from stock
Please check availability at time of ordering



Non Stock Items
Non-Stock Items - Approx. 21-28 days



Ranges also available to order

Stone Look



Elysian Travertini Pearly Cross

60/60, 60/120, 80/80



Boost Mineral White

60/60, 60/90, 60/120, 120/120



Bravestone Gypsum

60/60, 60/120



Elysian Travertini Misty Cross

60/60, 60/120, 80/80



Lims Ivory

60/60, 60/120



Boost Mix Ivory

60/60, 60/120, 120/120



Elysian Travertini Light Cross

60/60, 60/120, 80/80



Trust Ivory

60/60, 60/120



Boost Stone Cream

60/60, 60/120, 120/120




Lims Grey

60/60, 60/120



Lims Beige

60/60, 60/120



Lims Desert

60/60, 60/120




Boost Stone Clay

60/60, 60/120, 120/120



Trust Gold

60/60, 60/120



Boost Mix Pearl

60/60, 60/120, 120/120



Boost Stone Grey

60/60, 60/120, 120/120



Boost Mineral Grey

60/60, 60/90, 60/120, 120/120, 120/240



Boost Mineral Smoke

60/60, 60/90, 60/120, 120/120



Bravestone Pearl

60/60, 60/120



Trust Silver

60/60, 60/120



Bravestone Grey

60/60, 60/120



Boost Stone Smoke

60/60, 60/120, 120/120




Boost Mix Smoke

60/60, 60/120, 120/120



Trust Titanium

60/60, 60/120



Bravestone Earth

60/60, 60/120



Boost Mineral Tarmac

60/60, 60/90, 60/120, 120/120



Boost Stone Tarmac


60/60, 60/120, 120/120



Bravestone Coke

60/60, 60/120



 **Non Stock Items**
Non-Stock Items - Approx. 21-28 days

Travertine Look



Marvel Travertine White Vein

60/120



Marvel Travertine Sand Vein

60/120



Marvel Travertine Pearl Vein

60/120



Elysian Travertini Misty

30/120, 60/120



Elysian Travertini Light

30/120, 60/120



Concrete Look



Boost Natural Kaolin

60/60, 120/120



Prism Cord

80/80, 120/120



Boost Natural Ash

60/60, 120/120



Boost Balance Ash

60/60, 60/120, 120/120




Boost Balance White

60/60, 60/120, 120/120



Boost Balance Pearl

60/60, 60/120, 120/120



Prism Cloud

80/80, 120/120



Boost Balance Grey

60/60, 60/120, 120/120




Boost Natural Ecrú

60/60, 120/120



Prism Suede

80/80, 120/120




Prism Fog

80/80, 120/120



Non Stock Items

Non-Stock Items - Approx. 21-28 days

Wood Look 



Essenza Oudh Copahu

30/120



Travelling East Grey

30/120



Essenza Oudh Elem

30/120



Essenza Oudh Jinkoh

30/120



Essenza Oudh Pino

30/120



Etic Rovere Venice

30/120



Travelling South Gold

30/120



Essenza Oudh Laos

30/120



Essenza Oudh Cedro

30/120



Essenza Oudh Ladano

30/120



Non Stock Items

Non-Stock Items - Approx. 21-28 days



Boost Stone Grey Textured Outdoor
120/120 - 20 mm

Symbols & Technical Info



Slip Resistance

Where possible we will indicate the slip resistance indicated by an 'R' rating, ranging from R9 (for indoor areas) to R12 (the highest value – recommended for external areas). If you require more technical details concerning the safety characteristics, please contact us directly.



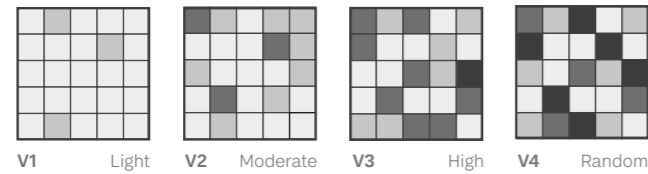
Frost Resistance

Tiles that have been classified as 'frost resistant' have been tested for conditions when freeze/thawing occurs.



Shading

Products with the shading symbol (V1 - V4), indicates the range has a degree of shade variation from tile to tile (within the batch), characterised by a light to random finish to the surface.



Please Note

This literature is intended as a guide only.

Print cannot reproduce a true likeness of colour, tone or texture. Reference to a sample is essential.



minoli

MINOLI

Transport Way, Cowley, Oxford, OX4 6LX

T: 01865 778 225

outdoor@minoli.co.uk

THE SURFACE WITHIN™

71 -73 George Street, London, W1U 8AQ

T: 020 7474 2934

thesurfacewithin@minoli.co.uk